



CLIENT COPY ENVELOPES - In Two Convenient Sizes!



#CL-205



#CL-206

Even with the latest simplification of the tax forms, the number of schedules required makes it difficult to store folded copies. Use this roomy booklet envelope for **unfolded** client copies.

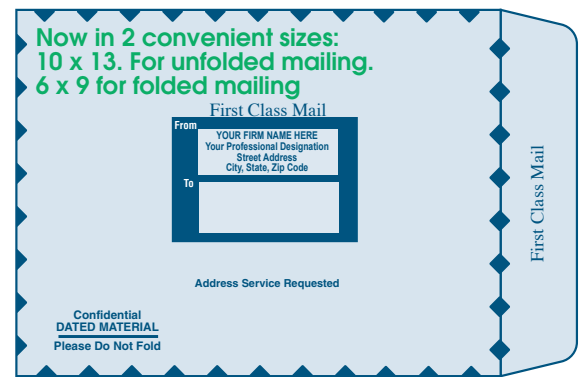
Product #CL-205 for convenient and confidential safekeeping of tax-payer's copies of tax returns, these 28-lb. white 9 x 12 envelopes are top opening for easy access and filing.

Product #CL-206 9 1/2 x 12 5/8 size, 28-lb. kraft with blue print in classic gray.

QUANTITY	50 - 249	250	500	1000	2000
CL-205 Without Imprint	.29 each	69.95	129.95	239.95	429.95
CL-205 Imprinted	N/A	94.95	169.95	299.95	549.95
CL 206 Without Imprint	.32 each	78.95	149.95	279.95	549.95
CL-206 Imprinted	N/A	99.95	189.95	359.95	685.95

LABELOPE® QUICK LABEL ENVELOPES

These unique envelopes are to be used with pressure sensitive mailing labels. The large label-like format has space in the center for your typed or computer-prepared address label. These 28-lb. envelopes are large enough and sturdy enough for safe and easy mailing. They are well marked on both sides to help expedite delivery. Imprinted as shown, or use computer-prepared labels for your return address. Meets latest Postal Regulations for Address Service Requested. These envelopes have the Post Office recommended Diamond border for faster FIRST CLASS handling. They are 28-lb. Gray Kraft construction for privacy of the contents.



Product #LB-303

10 x 13 SIZE FOR UNFOLDED MAILING

QUANTITY	50 - 249	250	500	1000	2000
Without Imprint	.32 each	78.95	149.95	279.95	549.95
Imprinted	N/A	99.95	189.95	359.95	685.95

6 x 9 SIZE FOR ENTER-FOLD MAILING Product #LB-304

QUANTITY	50 - 249	250	500	1000	2000
Without Imprint	.26 each	59.95	116.95	224.95	439.95
Imprinted	N/A	79.95	149.95	289.95	549.95

**SAMPLE PACKAGE:
\$4.00 TO COVER MAILING**

This size saves postage... These envelopes have the Post Office recommended diamond border for faster FIRST CLASS handling. They are 24-lb. Gray Kraft construction for privacy of the contents.

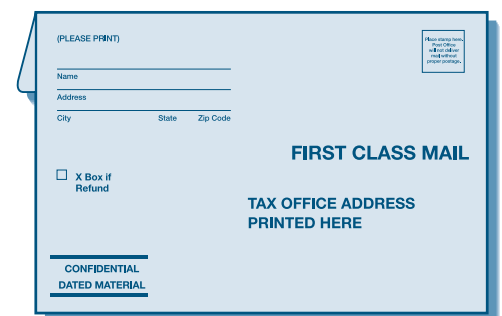
CLIENT MAILING ENVELOPES

WE CAN PRINT ANY TAX OFFICE ADDRESS YOU NEED. Provide tax office address on order form. These 24#, 9 x 12 envelopes for folded mailing can be addressed to any Federal, state or local tax office if you furnish the address. **250 Minimum for each tax office address.**

6 x 9 SIZE FOR CENTER-FOLD MAILING

PRODUCT CL-203 - These are 24# gray booklet envelopes, well marked for 1st class mailing. The gray stock insures the confidentiality of the contents. **250 minimum for each tax office address.**

QUANTITY	50 - 249	250	500	1000
CL-203 Pre-addressed	N/A	79.95	149.95	289.95



#CL-203 Format